



Fiscal 2008 First Quarter Results
Period ending 31 December 2007

David Christie, President and CEO



Agenda

- Business Overview
- F08 Q1 Financial Results Summary
- F08 Q1 Achievements
- F08 Q2 Strategic Priorities
- F08 Guidance
- Questions & Answers



Introduction

- Incorporated in 1992
 - Regulatory clearance in 1997
- New management November '06
 - Broad, deep experience in medical device industry
- Inventor, manufacturer, seller
 - **FAST1™** Intraosseous (“IO”) Infusion System
 - Over 120,000 sold to date
 - Fastest, most effective delivery of drugs
 - Solid intellectual property protection
 - ❖ 9 patents in 8 countries

Current Solutions are Inadequate

- In cardiac arrest, veins collapse
 - IV is virtually impossible
- Central lines require a doctor
 - 10 minutes to insert
- Costly, risky, sometimes deadly
- Abysmal survival rates
 - 15% of in-hospital "Code Blues"
 - 5% curbside cardiac arrests



The Solution: ***FAST1***™

- Think ***FAST***: a “***firehose to the heart***”
- Seconds to establish the line
 - Seconds later drugs are in the heart
- Easily done by any caregiver
 - on the battlefield, curb-side or in-hospital
- Safe, sterile, single-use, fully disposable

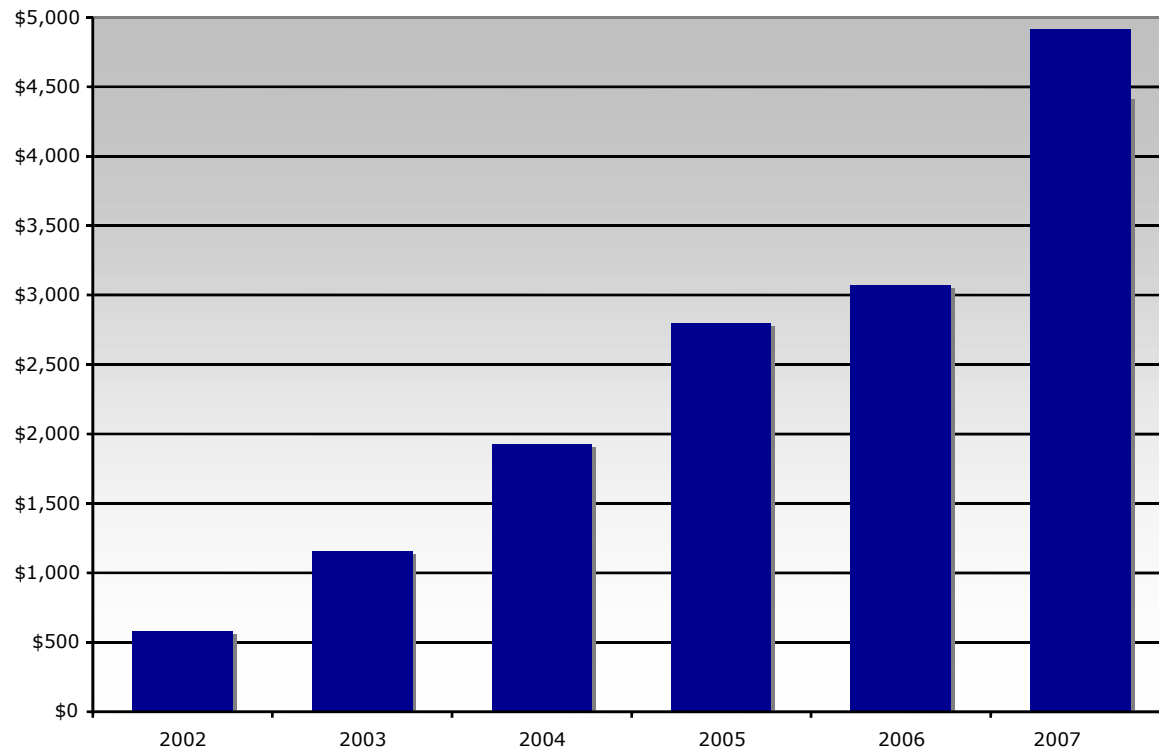


Current Business

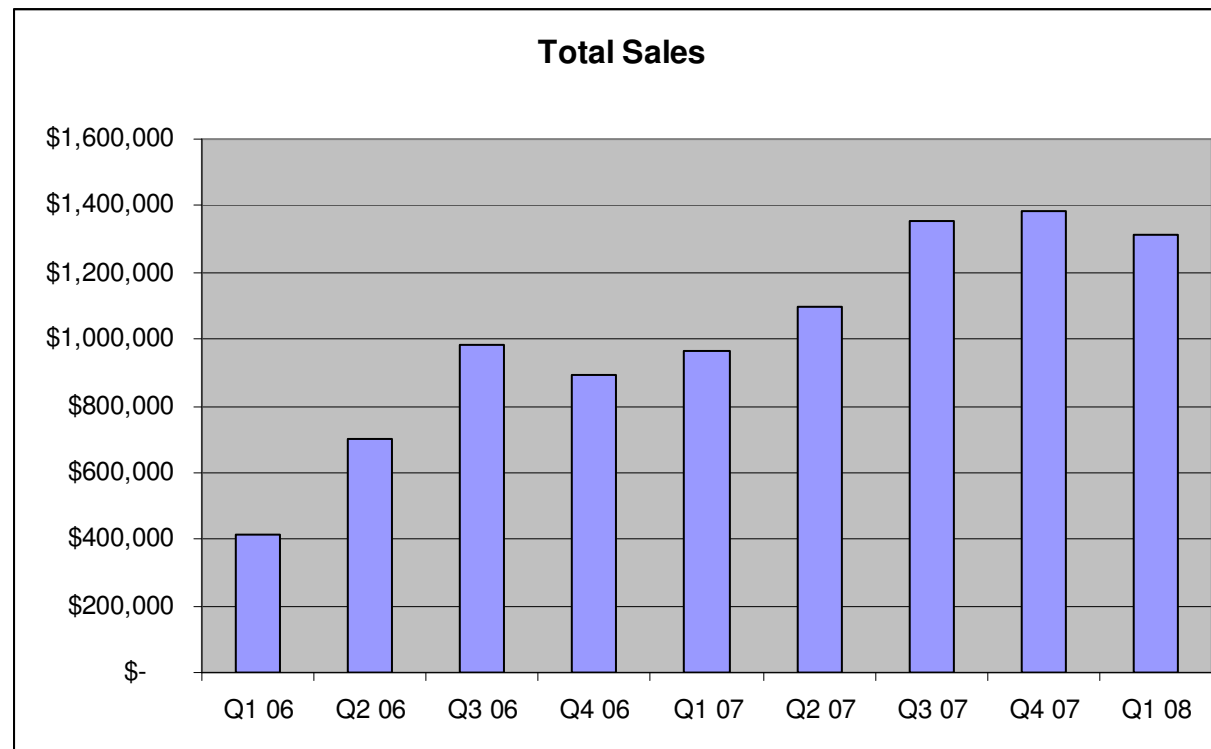
- Drives premium average price of \$175 each @ >70% gross margin
- Military market is great for Pyng
 - \$4 million/year in current sales
- The real opportunity: 30 times larger
 - Hospitals & emergency medical services

Accelerating Growth Trajectory

Revenue (\$000)
FY 2002 - FY 2007



36% year-over-year Q1 revenue growth

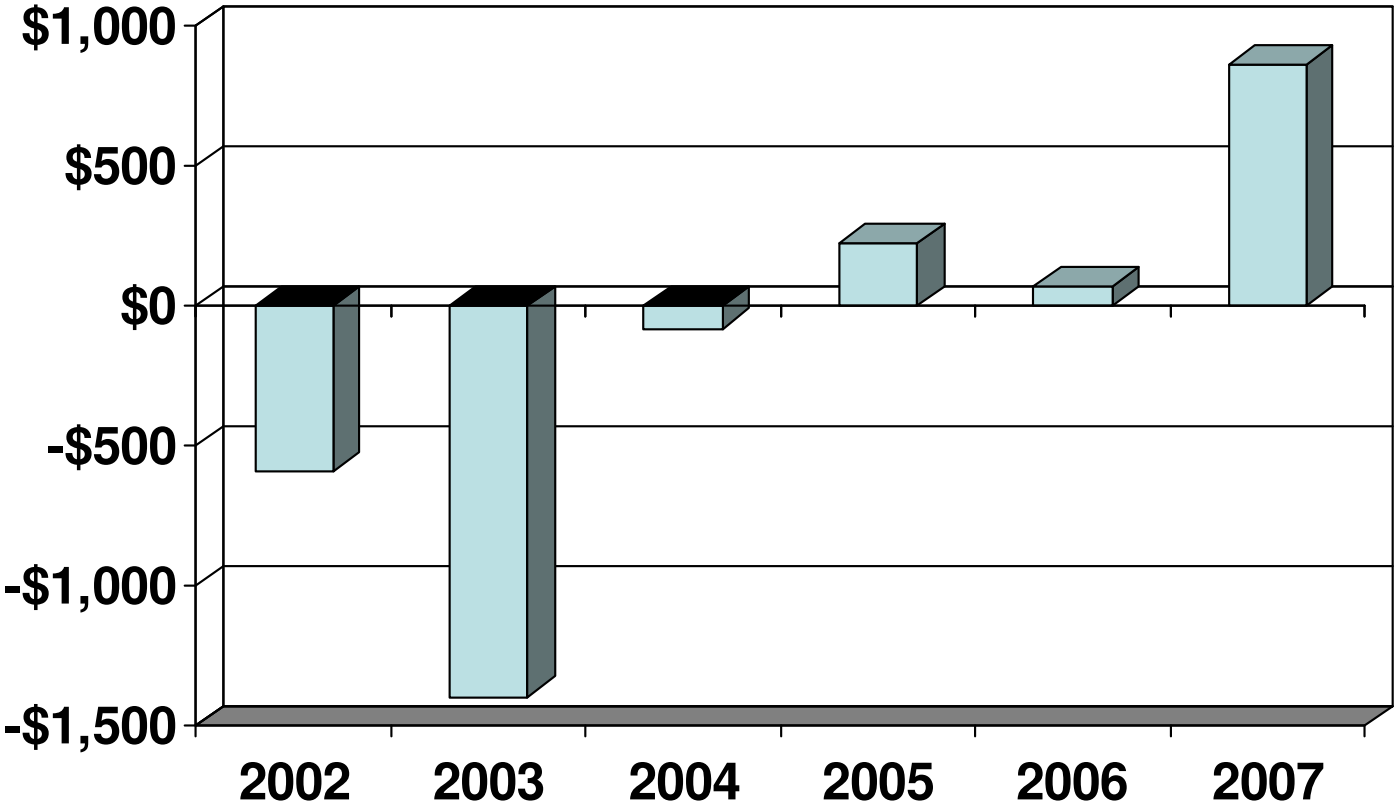




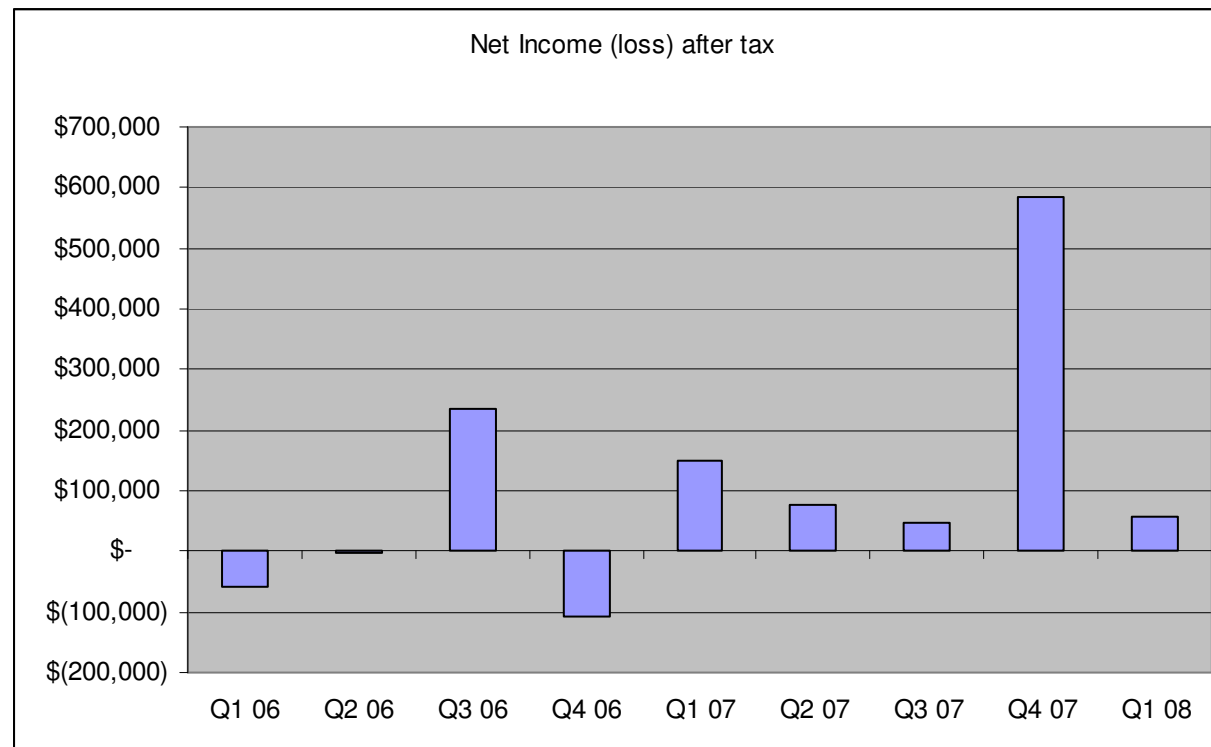
Revenue, Income Steady & Strong

- \$1.3 million Revenue
 - 36% growth over prior year Q1
- \$57 thousand net income
 - \$0.01 Earnings Per Share
 - \$150K Q107
 - \$76K of \$96K difference due to \$ exchange rate

Profit (loss)
(in '000)



5th consecutive quarter of profit





Great Cash Flow

- **\$181K** cash flow from operations
 - 14% of revenue
- **\$797K** Cash on-hand
 - versus \$451K in 2006
 - 77% year-over-year increase



Solid Balance Sheet

- \$1.7 million Working Capital
- Debt-free
- \$500,000 Unutilized Line-Of-Credit



Fiscal '08 Q1 Key Accomplishments

- Established European Region Manager to build EU distribution
- Launched improved **FAST1**™ @ SOMA
- Achieved record first quarter sales
- Sustained profitability
 - 5th consecutive quarter
- Retained IR/PR profession
- Completed feasibility and demonstrated prototype @ SOMA
- Achieved management strategic initiatives

Near-term Market Opportunity

- The real opportunity
 - Hospitals & emergency medical services
- ILCOR/AHA Guidelines November 2005
 - specify IO infusion whenever IV fails
- Cardiovascular disease
 - #1 cause of death in the US
- Cardiac arrest is a growing problem
 - 325,000 deaths/year

Hospital & EMS opportunity

- **>\$120M** total market potential (US)
 - Sales recur every 2nd year or sooner
- **\$60M** hospital market for **FAST1™** equipping “Crash Carts”
 - *150,000 carts x 2 FAST1/cart x \$200 ASP*
- **\$66M** EMS market
 - *400,000 IO-eligible ambulance runs @ \$165*



Strategic Priorities Fiscal 2008

- In-licensing/acquisition opportunities
- ✓ Continued geographic expansion
- Diversify into new vertical markets
- Broaden indications for use
- ✓ Initiate clinical trials
- ✓ Appoint European region manager



Strategic Priorities Fiscal 2008

- Broaden sales with US fed. govt
- Leverage distribution strength
- ✓ Advance product development
- Expand manufacturing capacity
 - ✓ Continue to lower COGs
- Raise Pyng's profile with key stakeholder groups



F08 Guidance

- \$5.8 million revenue
- \$400 thousand income
- Assumes dollar parity
- Successfully execute strategic plan
- Maintain open, transparent style



Questions and Discussion

Pyng Medical Corp

www.pyng.com

TSX-V:PYT

David Christie

President and Chief Executive Officer

dchristie@pyng.com

1-800-349-7964

Thank you for your interest in Pyng